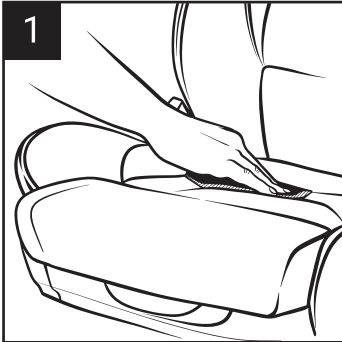


LVP LEATHER SUBSTRATES



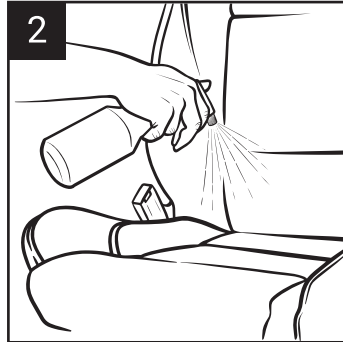
Watch Video

Application Instructions



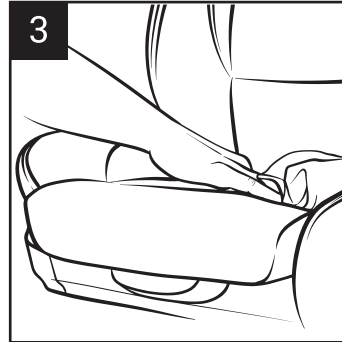
Clean with a small amount of scuffing paste and a gray scuff pad.

(Do not allow scuffing paste to accumulate on the stitching, as it can be difficult to remove completely)

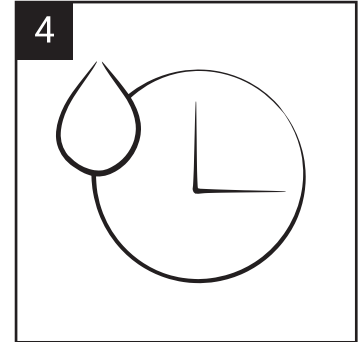


Rinse thoroughly with clean water to remove all soap residue and dry with a clean lint free cloth.

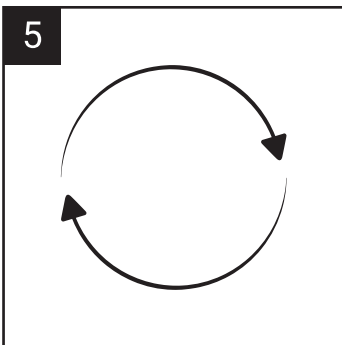
(Scuffing paste residue must be removed completely before top coating. Failure to do so may result in loss of adhesion)



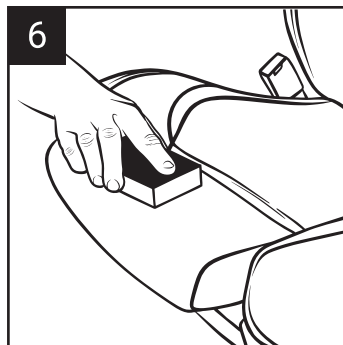
Clean with Colorbond Prep Cleaner and wipe with a clean lint free cloth.



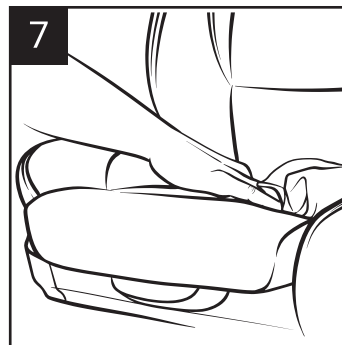
Allow the surface to dry completely.



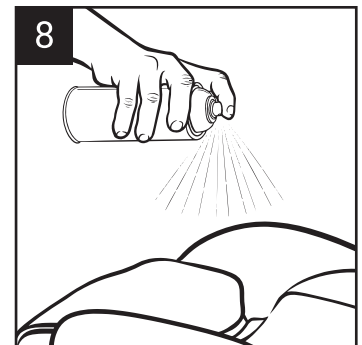
If necessary, repeat the steps above until the surface is completely clean.



Lightly dry sand the leather with P600 -1000 grit sandpaper



Clean with 70% isopropyl alcohol and a clean lint free cloth.



Apply desired Colorbond topcoat

(The application of an adhesion promoter on leather substrates is not recommended.)



Follow safety and usage instructions on the product label. For more product information please refer to the product TDS.