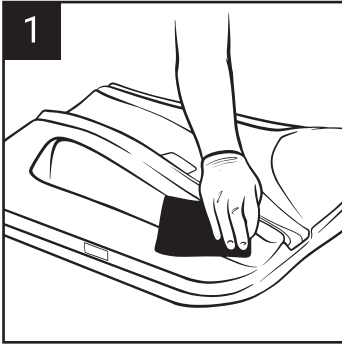


# LVP RAW PLASTIC SUBSTRATES

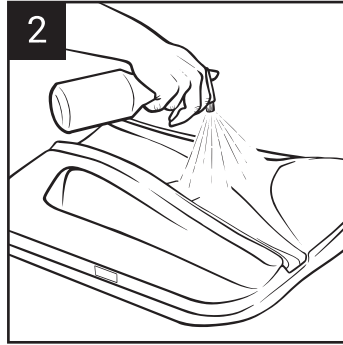


Watch Video

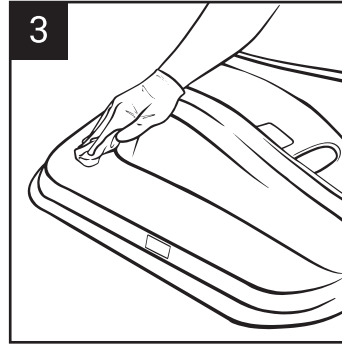
## Application Instructions



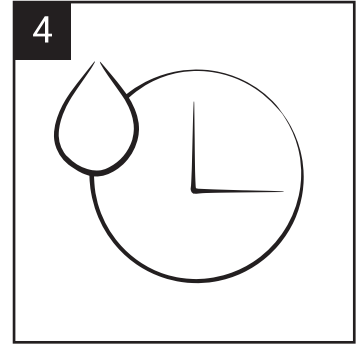
1  
Clean with a scuffing paste and a gray scuff pad.



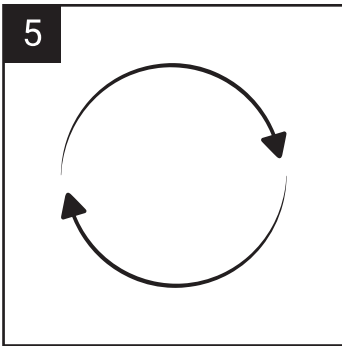
2  
Rinse thoroughly with clean water to remove all soap residue and dry with a clean lint free cloth.



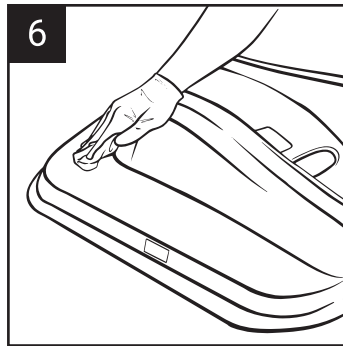
3  
Clean with Colorbond Prep Cleaner and wipe with a clean lint free cloth.



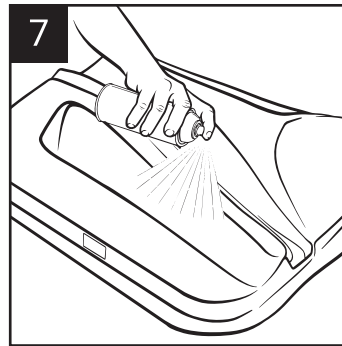
4  
Allow the surface to dry completely.



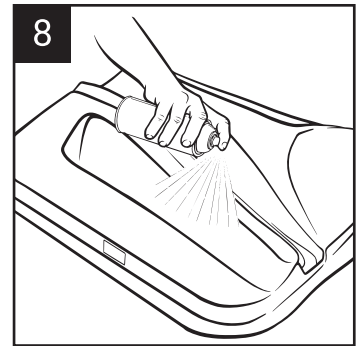
5  
If necessary, repeat the steps above until the surface is completely clean.



6  
Clean with 70% isopropyl alcohol and a clean lint free cloth.



7  
Apply a coat of ColorBond adhesion promoter.



8  
Apply desired Colorbond finish.



If the substrate contains mildew. Use a solution of 10 parts water to 1 part bleach to remove the mildew first.