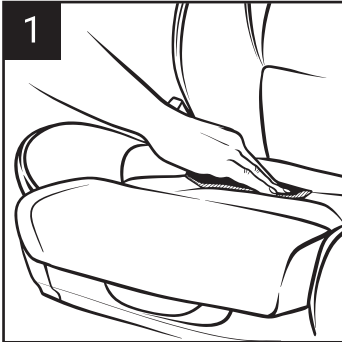


LVP VINYL SUBSTRATES



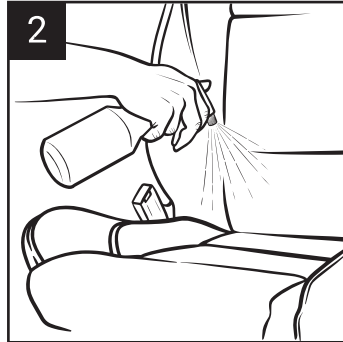
Watch Video

Application Instructions



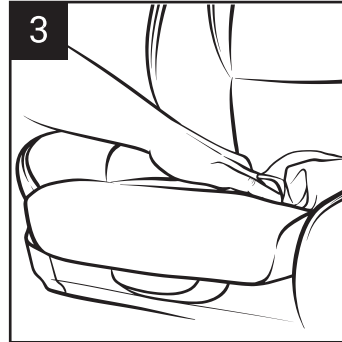
Clean with a small amount of scuffing paste and a gray scuff pad.

(Do not allow scuffing paste to accumulate on the stitching, as it can be difficult to remove completely.)

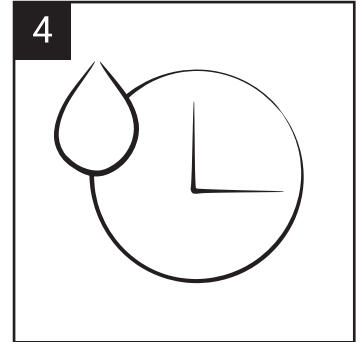


Rinse thoroughly with clean water to remove all soap residue and dry with a clean lint free cloth.

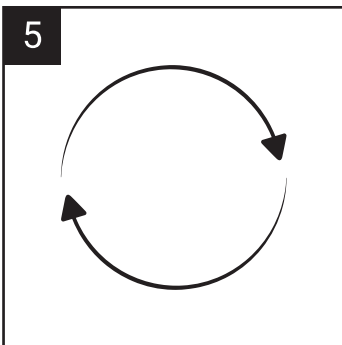
(Scuffing paste residue must be removed completely before top coating. Failure to do so may result in loss of adhesion)



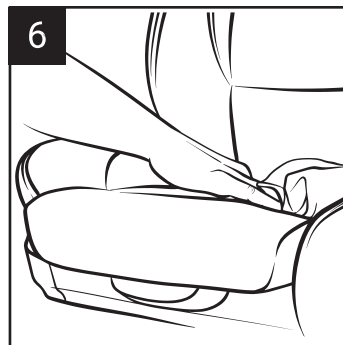
Clean with Colorbond Prep Cleaner and wipe with a clean lint free cloth.



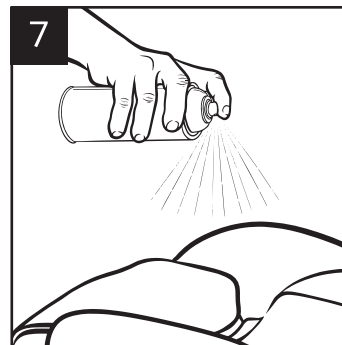
Allow the surface to dry completely.



If necessary, repeat the steps above until the surface is completely clean.



Clean with 70% isopropyl alcohol and a clean lint free cloth.



Apply desired Colorbond topcoat.



The application of an adhesion promoter on vinyl substrates is not necessary.